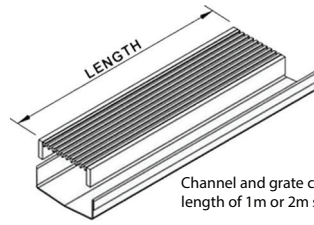
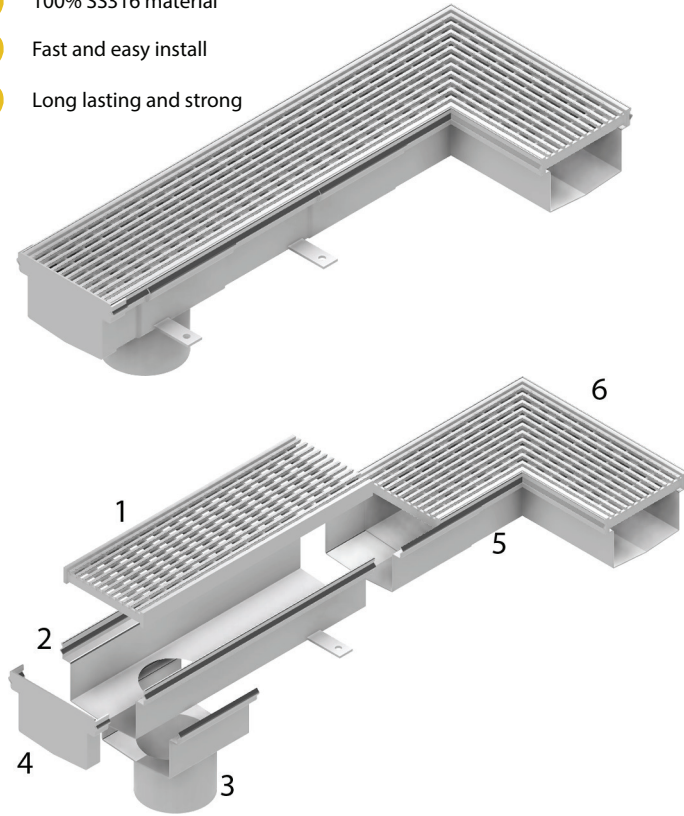


Dotline serie

Our anti-slip grate and channel system is made from high-quality stainless steel, ensuring durability and long-lasting performance. The modular design allows for easy installation and customization, making it ideal for a wide range of projects.

- 100% SS316 material
- Fast and easy install
- Long lasting and strong



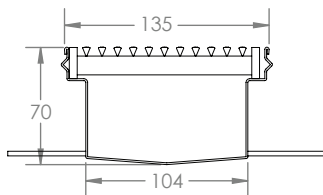
Channel and grate comes in standard length of 1m or 2m section



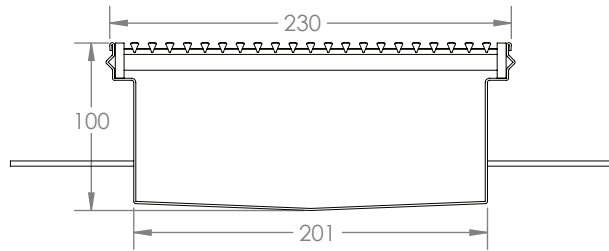
PART LIST

| | | |
|---|--|----------------------------------------|
| 1 | | SS316 5x5 Dotted grate , class A and B |
| 2 | | SS316 V base |
| 3 | | SS316 Outlet |
| 4 | | SS316 End cap |
| 5 | | SS316 Joiner plate |
| 6 | | SS316 corner grate and channel |

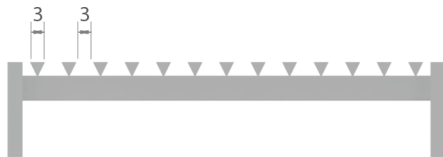
Dotline 135-70



Dotline 235-100



GRATE



The anti-slip surface is achieved through a unique, Dotted-shaped pattern that provides a strong grip and prevents slips and falls, even in wet or slick conditions. The surface is also easy to clean and maintain, making it an ideal choice for industrial and commercial settings.

