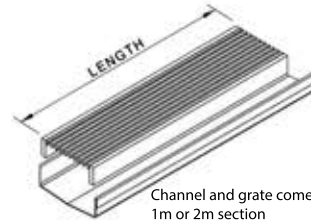
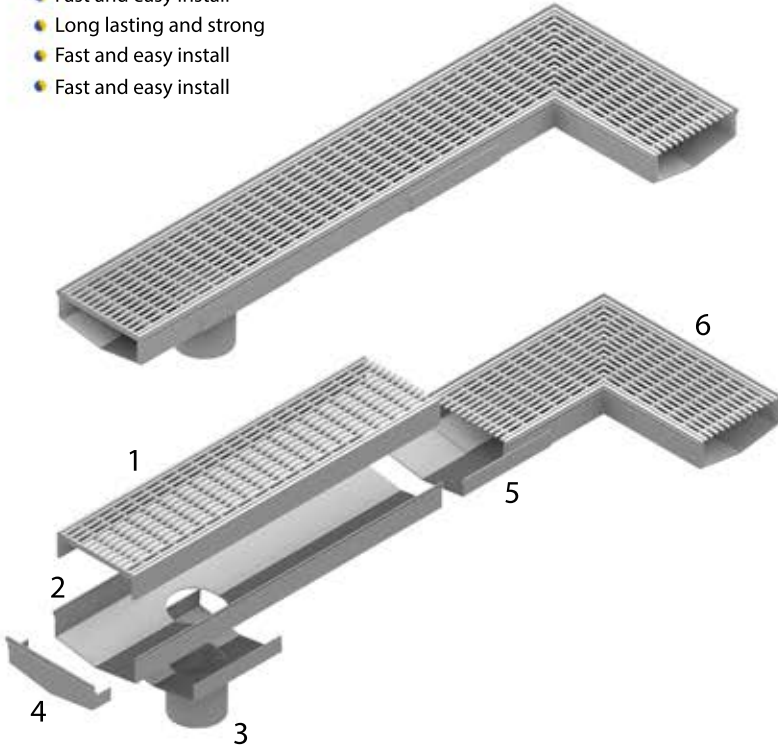


Slimline serie

Our slimline grate and channel system is made from high-quality stainless steel, ensuring durability and long-lasting performance. The modular design allows for easy installation and customization, making it ideal for a wide range of architectural projects.

- 100% SS304 material
- Fast and easy install
- Long lasting and strong
- Fast and easy install
- Fast and easy install



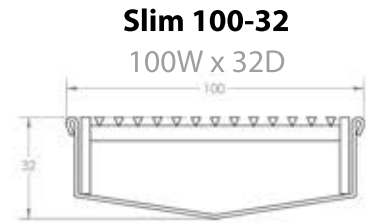
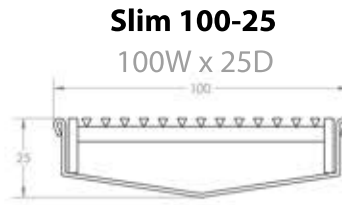
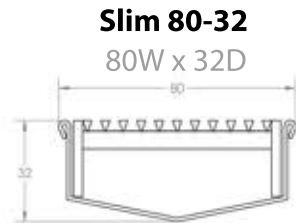
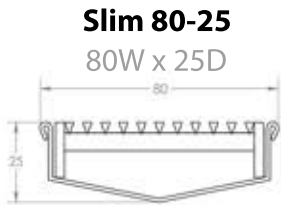
Channel and grate comes in standard length of 1m or 2m section



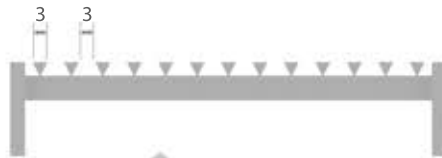
PART LIST

1		SS316 3x3 slim grate , class A and B
2		SS316 V base channel
3		SS316 DN75 and DN89 outlet
4		SS316 End cap
5		SS316 joiner plate
6		SS316 corner grate and channel

SIZES



GRATE



Our slimline grate is designed with both form and function in mind, offering a stylish and modern look that complements any architectural design. The slimline profile of the grate allows for easy installation and customization, making it ideal for a wide range of projects.

